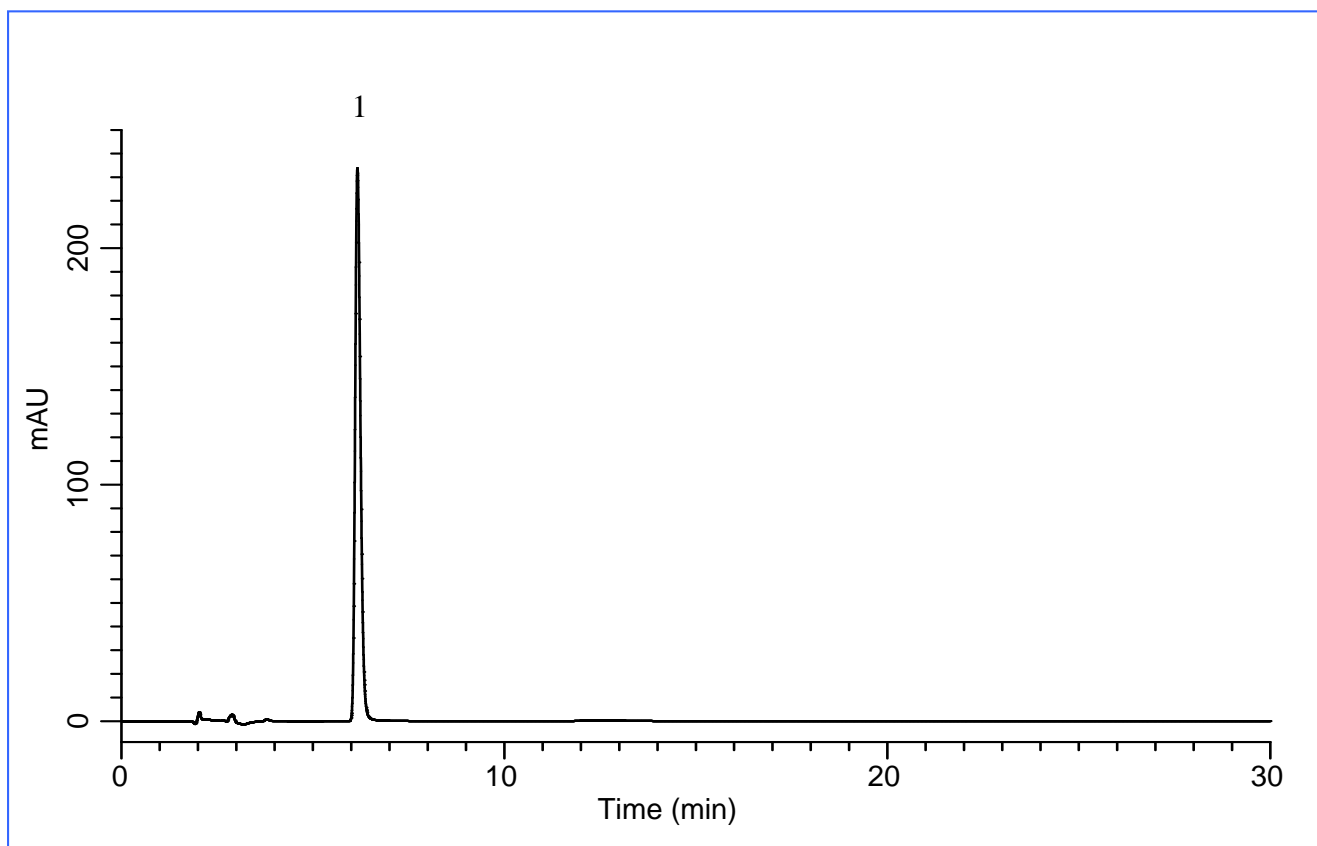


## Analysis of Copovidone - Under the Condition of the EP 10th ed.

The Pharmacopoeial Discussion Group agreed on the international harmonization of copovidone, a pharmaceutical additive. Following this agreement, the tests of copovidone in European Pharmacopoeia (EP) have been revised in the 10th edition, which was implemented on the 1st of January, 2020.

The revision consists of the change of the analytical conditions of Impurity A (2-pyrrolidone) and newly added Impurities B and C (1-vinylpyrrolidin-2-one and vinyl acetate, respectively) tests. This technical note describes representative examples of these tests obtained with Inertsil ODS-4, which is opted for these tests.

### EP: Impurity A



#### Conditions

**Guard Column** : Inertsil ODS-4  
(5  $\mu$ m, 10 x 4.0 mm I.D.)

**Column** : Inertsil ODS-4  
(5  $\mu$ m, 150 x 4.6 mm I.D.)

**Eluent** : A) CH<sub>3</sub>OH  
B) H<sub>2</sub>O  
A/B = 5/95, v/v

**Flow Rate** : 0.8 mL/min

**Col. Temp.** : 40 °C

**Detection** : UV 205 nm

**Injection Vol.** : 20  $\mu$ L

**Sample** : Standard

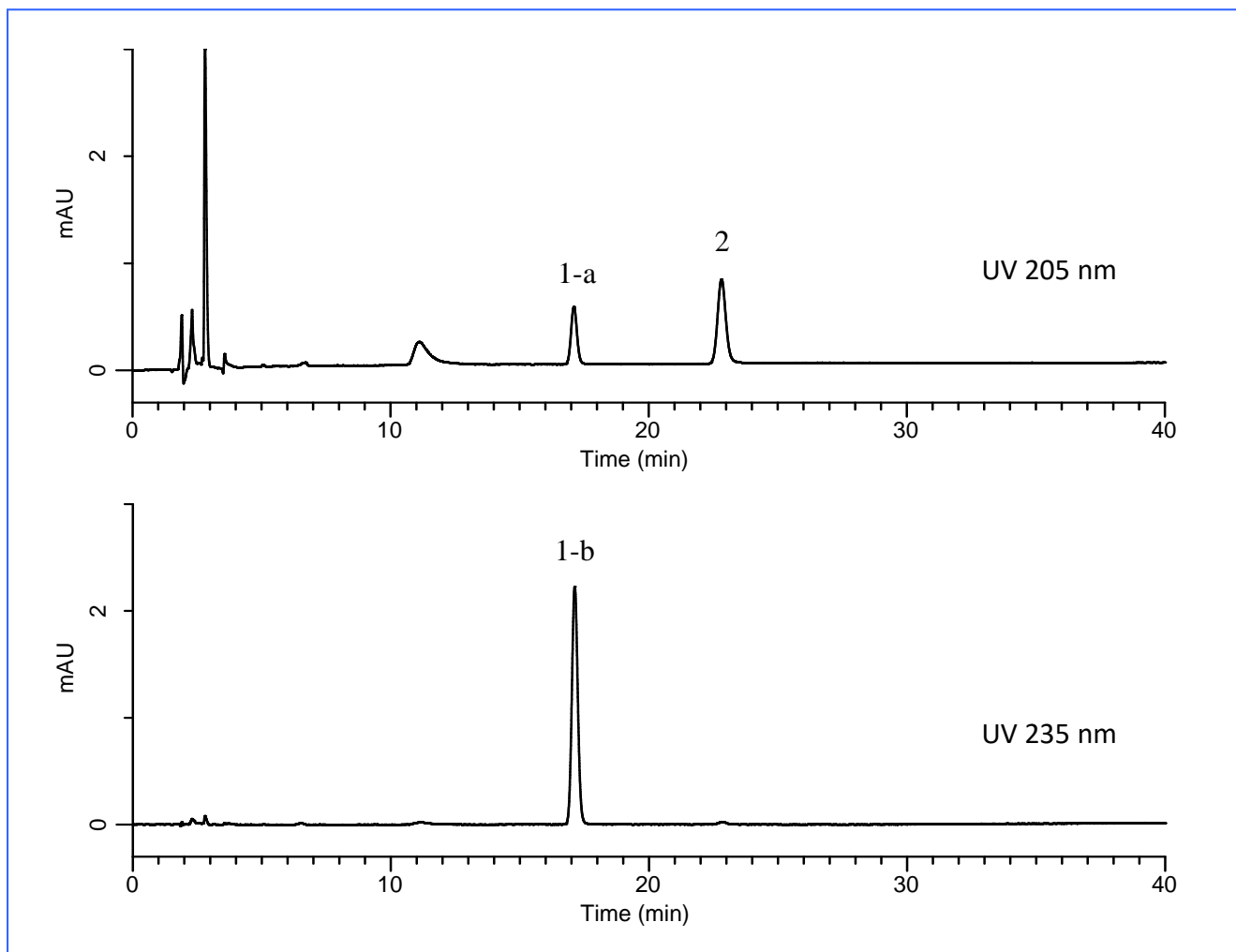
#### Analyte:

1. 2-Pyrrolidone 45 mg/L  
(Impurity A)

Symmetry factor : 1.27 ( $\leq$  1.5)\*  
RSD of the peak area (%) (n=6)  
: 0.10 ( $\leq$  2.0)\*

\* ( ) : pharmacopeia standard values

**EP: Impurities B and C**



**Conditions**

**Guard Column** : Inertsil ODS-4  
 (5 μm, 33 x 4.0 mm I.D.)  
**Column** : Inertsil ODS-4  
 (5 μm, 250 x 4.0 mm I.D.)  
**Eluent** : A) CH<sub>3</sub>CN  
 B) H<sub>2</sub>O  
 A/B = 8/92, v/v  
**Flow Rate** : 1.0 mL/min  
**Col. Temp.** : 40 °C  
**Detection** : UV 205 or 235 nm  
**Injection Vol.** : 20 μL  
**Sample** : Standard

**Analyte:**

1. 1-Vinyl-2-pyrrolidone 0.25 mg/L  
 (Impurity B)  
 2. Vinyl acetate 0.25 mg/L  
 (Impurity C)

Resolution (1-a,2) : 11.75 (≥ 2.0)\*  
 RSD of the peak area of 1-b (n=6)  
 : 1.33 (≤ 2.0)  
 RSD of the peak area of 2 (n=6)\*  
 : 0.50 (≤ 2.0)

\* ( ) : pharmacopeia standard values

Note: After each injection of the test solution, elute and wash away the remaining sample by passing the mobile phase through the column backwards for about 30 min at the same flow rate as applied in the test. This process may be replaced by washing the precolumn only.

**Product Information**

**Columns for Impurity A test**

Column (EP 10<sup>th</sup> ed.) :  
*Precolumn:*  
 -size: l=0.010 m, Φ=4.0 mm;  
 -stationary phase:base-deactivated end-capped octadecylsilyl silica gel for chromatography R (5 μm).  
*Analytical Column:*  
 -size: l=0.15 m, Φ=4.6 mm;  
 -stationary phase:base-deactivated end-capped octadecylsilyl silica gel for chromatography R (5 μm).

●Precolumn: Inertsil ODS-4 5 μm, 10 x 4.0 mm I.D.  
 Cat.No. 5020-03651

●Analytical column: Inertsil ODS-4 5 μm, 150 x 4.6 mm I.D.  
 Cat.No. 5020-03945

**Columns for Impurities B and C test**


Column (EP 10<sup>th</sup> ed.) :  
*Precolumn:*  
 -size: l=0.033 m, Φ=4.0 mm;  
 -stationary phase:base-deactivated end-capped octadecylsilyl silica gel for chromatography R (5 μm).  
*Analytical Column:*  
 -size: l=0.25 m, Φ=4.0 mm;  
 -stationary phase:base-deactivated end-capped octadecylsilyl silica gel for chromatography R (5 μm).

●Precolumn: Inertsil ODS-4 5 μm, 33 x 4.0 mm I.D.  
 Cat.No. 5020-04251

●Analytical column: Inertsil ODS-4 5 μm, 250 x 4.0 mm I.D.  
 Cat.No. 5020-03936

●Connection between the guard and analytical columns  
 PEEK tubing of 1/16" O.D., 0.25 mm I.D. was cut to 5 cm and connected by PEEK tough fittings.

- Related connection products
- PEEK tubing (1/16" O.D., 0.25 mm I.D., 5 m long)  
 Cat.No.6010-37305
- PEEK tough fitting, 5/pk  
 Cat.No.6010-48600
- Pre-column coupler W 0.25 mm I.D.  
 Cat.No.6010-49251



GL Sciences disclaims any and all responsibility for any injury or damage which may be caused by this data directly or indirectly. We reserve the right to amend this information or data at any time and without any prior announcement.

**GL Sciences, Inc. Japan**  
 22-1 Nishishinjuku 6-Chome  
 Shinjuku-ku, Tokyo,  
 163-1130, Japan  
 Phone: +81-3-5323-6620  
 Fax: +81-3-5323-6621  
 Email: [world@glsc.co.jp](mailto:world@glsc.co.jp)  
 Web: [www.glsciences.com](http://www.glsciences.com)

**GL Sciences B.V.**  
 Dillenburgstraat 7C  
 5652 AM Eindhoven  
 The Netherlands  
 Phone: +31 (0)40 254 95 31  
 Email: [info@glsciences.eu](mailto:info@glsciences.eu)  
 Web: [www.glsciences.eu](http://www.glsciences.eu)

**GL Sciences (ShangHai) Ltd.**  
 Tower B, Room 2003,  
 Far East International Plaza,  
 NO,317 Xianxia Road,  
 Changning District.  
 Shanghai, China P.C. 200051  
 Phone: +86 (0)21-6278-2272  
 Email: [contact@glsciences.com.cn](mailto:contact@glsciences.com.cn)  
 Web: [www.glsciences.com.cn](http://www.glsciences.com.cn)

**GL Sciences, Inc. USA**  
 4733 Torrance Blvd. Suite 255  
 Torrance, CA 90503  
 Phone: 310-265-4424  
 Fax: 310-265-4425  
 Email: [info@glsciencesinc.com](mailto:info@glsciencesinc.com)  
 Web: [www.glsciencesinc.com](http://www.glsciencesinc.com)

**International Distributors**  
 Visit our Website at [www.glsciences.com/distributors](http://www.glsciences.com/distributors)

